

WINDFORCE

TBR TIRES



CATALOGUE 2023



WINDFORCE

TBR TIRES

WINDFORCE brand was established in 2012, through unremitting team efforts and innovation, WINDFORCE has developed over 1200 tire sizes covering PCR, UHP, SUV, 4X4, VAN, WINTER, ALL SEASON, as well as RACING TYRES.

WINDFORCE brand also has over 120 sizes for its TBR TYRES with full ranges covering steer, drive, trailer and all position wheel.

In line with the vision of "building a professional tire brand", WINDFORCE has obtained various certificates including ISO9001, China CCC, US DOT, EU E-MARK, EU Regulation 117, Saudi Arabia SASO, Nigeria SONCAP, Uruguay LATU, India BIS, Brazil INMETRO, etc....

With the spirit of customer first, WINDFORCE has become a reliable brand focusing on quality products, and will continuously enhance its excellent services to all partners by our dedicated sales team.

No adventure without risk, no driving without safeguarding. On the way to the future, WINDFORCE TYRE is always around you.



CONTENTS



WH1000 (01)



WH1020 (02)



WH1022 (03)



WH3060 (04)



WA1060 (05)



WA1062+ (06)



WA1066 (07)



WA1068 (08)



WA1088 (09)



WD2000 (10)



WD2020 (11)



WD2040 (12)



WD2048 (13)



WD2060 (14)



WD2062 (15)



WD2062+ (16)



WD2066 (17)



WD2068 (18)



WD2080 (19)



WD2088 (20)



WD3080 (21)



WD3082 (22)



WT3000 (23)



WT3020 (24)



WT3030 (25)



WT5000 (26)



WT5050 (27)

WH1000



● Standard Wheel ● Permitted Wheel ● Prohibited Wheel

- Application: Trailer Wheel for long distance, also can be used on Steer Wheel.
- Suitable for high speed on good road surface application, with excellent anti-wet property and side-slip resistance.
- Longer mileage, Lower noise, Lower rolling resistance.



M+S 22.5-24.5 INCH

Item No.	Sizes Description	Ply Rating	Tread Depth MM 1/32"	Standard Rim	Tubeless/ Tube	Rim position	Application	0	0	5	dB
H1000R01	11R22.5 148/145M	16	13.0 16.4	8.25	TL	Trailer	Highway	-	-	-	-
H1000R06	295/75R22.5 146/143M	16	11.0 14.0	9.00	TL	Trailer	Highway	-	-	-	-
H1000R04	11R24.5 149/146M	16	11.0 14.0	8.25	TL	Trailer	Highway	-	-	-	-
H1000R11	285/75R24.5 147/144M	16	11.0 14.0	8.25	TL	Trailer	Highway	-	-	-	-
H1000R07	295/80R22.5 152/149M	18	14.5 18.4	9.00	TL	Trailer	Highway	-	-	-	-
H1000R09	315/80R22.5 156/150M	20	14.5 18.4	9.00	TL	Trailer	Highway	-	-	-	-
H1000R08	12R22.5 152/149M	18	14.5 18.4	9.00	TL	Trailer	Highway	-	-	-	-
H1000R12	*255/70R22.5 140/137M	16	11.0 14.0	7.50	TL	Trailer	Highway	-	-	-	-

* New Developing Sizes. The labelling information is subject to change without notice.



WH1020



● Standard Wheel ● Permitted Wheel ● Prohibited Wheel

- Application: Steer Wheel for long distance, also can be used on Trailer Wheel.
- Suitable for high speed on good road surface application, with excellent durability, anti-side wear performance.
- Longer mileage, Lower noise, Good stone-picking prevention.



M+S 17.5-24.5 INCH

Item No.	Sizes Description	Ply Rating	Tread Depth MM 1/32"	Standard Rim	Tubeless/ Tube	Rim position	Application				dB
H1020R26	*8.5R17.5 121/120L	16	12.0 15.0	6.00	TL	All	Highway	-	-	-	-
H1020R27	*9.5R17.5 131/129L	16	12.5 15.8	6.75	TL	All	Highway	-	-	-	-
H1020R02	215/75R17.5 127/124M	16	12.0 15.0	6.00	TL	All	Highway	E	C	B	73
H1020R28	215/75R17.5 135/133J	18	12.0 15.0	6.00	TL	All	Highway	E	C	B	73
H1020R03	*225/75R17.5 129/127M	16	12.0 15.0	6.75	TL	All	Highway	-	-	-	-
H1020R04	235/75R17.5 132/130M	16	12.5 15.8	6.75	TL	All	Highway	E	C	B	73
H1020R29	235/75R17.5 143/141J	18	12.5 15.8	6.75	TL	All	Highway	E	C	B	73
H1020R05	*245/70R17.5 136/134M	16	12.5 15.8	7.50	TL	All	Highway	-	-	-	-
H1020R06	225/70R19.5 128/126M	14	12.5 15.5	6.75	TL	All	Highway	E	C	B	73
H1020R07	245/70R19.5 136/134M	16	12.5 15.8	7.50	TL	All	Highway	E	C	B	73
H1020R08	265/70R19.5 140/138M	16	12.5 15.8	7.50	TL	All	Highway	E	C	B	73
H1020R09	285/70R19.5 146/144M	16	13.0 16.0	8.25	TL	All	Highway	-	-	-	-
H1020R30	285/70R19.5 150/148J	18	13.0 16.0	8.25	TL	All	Highway	E	C	B	73
H1020R25	11R22.5 148/145M	16	14.5 18.4	8.25	TL	All	Highway	D	C	B	73
H1020R14	295/75R22.5 146/143M	16	15.5 19.6	9.00	TL	All	Highway	D	C	B	73
H1020R22	11R24.5 149/146M	16	14.5 18.4	8.25	TL	All	Highway	D	C	B	73
H1020R24	285/75R24.5 147/144M	16	15.5 19.6	8.25	TL	All	Highway	-	-	-	-
H1020R01	255/70R22.5 140/137M	16	13.0 16.0	7.50	TL	All	Highway	-	-	-	-
H1020R10	275/70R22.5 148/145M	16	14.5 18.4	8.25	TL	All	Highway	E	C	B	73
H1020R15	295/80R22.5 152/149M	18	15.5 19.6	9.00	TL	All	Highway	D	C	B	73
H1020R17	315/70R22.5 154/150M	20	15.0 19.0	9.00	TL	All	Highway	D	C	B	73
H1020R18	315/80R22.5 156/150M	20	15.5 19.6	9.00	TL	All	Highway	D	C	B	73
H1020R16	12R22.5 152/149M	18	15.5 19.6	9.00	TL	All	Highway	D	C	B	73
H1020R19	385/55R22.5 160L	20	15.5 19.6	12.25	TL	All	Highway	C	C	B	73
H1020R20	385/65R22.5 160L	20	15.5 19.6	11.75	TL	All	Highway	C	C	B	73

* New Developing Sizes. The labelling information is subject to change without notice.

WH1022



● Standard Wheel ● Permitted Wheel ● Prohibited Wheel

- Application: Steer Wheel for long distance, also can be used on Trailer Wheel.
- Suitable for high speed on good road surface application, with excellent durability, anti-side wear performance.
- Longer mileage, Lower noise, Good stone-picking prevention.



M+S 17.5-24.5 INCH

Item No.	Sizes Description	Ply Rating	Tread Depth MM 1/32"	Standard Rim	Tubeless/ Tube	Rim position	Application				
H1022R01	315/80R22.5 156/150M	20	15.0 19.0	9.00	TL	All	Highway	-	-	-	-
H1022R03	12R22.5 152/149L	18	15.0 19.0	9.00	TL	All	Highway	-	-	-	-
H1022R02	9.5R17.5 143/141J	18	13.0 16.4	6.75	TL	All	Highway	-	-	-	-



WH3060



● Standard Wheel ● Permitted Wheel ● Prohibited Wheel

- Application: Steer Wheel for long distance, also can be used as All Position pattern.
- New designed pattern, Suitable for well paved road condition with high speed level and excellent durability.
- Heavy loading capacity, Low heat build-up, High speed and Low noise.



M+S 17.5-22.5 INCH

Item No.	Sizes Description	Ply Rating	Tread Depth MM 1/32"	Standard Rim	Tubeless/ Tube	Rim position	Application				
H3060R01	*215/75R17.5 128/126M	16	12.0 15.0	6.00	TL	All	Highway	-	-	-	-
H3060R02	*225/75R17.5 129/127M	16	12.5 15.8	6.75	TL	All	Highway	-	-	-	-
H3060R03	*235/75R17.5 132/130M	16	12.5 15.8	6.75	TL	All	Highway	-	-	-	-
H3060R04	*245/70R17.5 136/134M	16	12.5 15.8	7.50	TL	All	Highway	-	-	-	-
H3060R05	*245/70R19.5 136/134M	16	12.5 15.8	7.50	TL	All	Highway	-	-	-	-
H3060R06	*265/70R19.5 140/138M	16	12.5 15.8	7.50	TL	All	Highway	-	-	-	-
H3060R07	*285/70R19.5 146/144M	16	13.0 16.4	8.25	TL	All	Highway	-	-	-	-
H3060R08	*305/70R19.5 148/145M	16	14.0 17.6	9.00	TL	All	Highway	-	-	-	-
H3060R09	*11R22.5 148/145M	16	14.5 18.4	8.25	TL	All	Highway	-	-	-	-
H3060R10	12R22.5 152/149M	18	15.0 19.0	9.00	TL	All	Highway	-	-	-	-
H3060R11	295/60R22.5 150/147M	18	15.0 19.0	9.00	TL	All	Highway	D	C	B	72
H3060R12	295/80R22.5 152/149M	18	15.5 19.6	9.00	TL	All	Highway	D	C	B	72
H3060R13	315/80R22.5 157/154M	20	15.0 19.0	9.00	TL	All	Highway	D	C	B	72
H3060R14	*315/70R22.5 154/150M	20	15.0 19.0	9.00	TL	All	Highway	D	C	A	71
H3060R15	*315/60R22.5 156/150L	20	15.0 19.0	9.00	TL	All	Highway	D	C	B	72

* New Developing Sizes.The labelling information is subject to change without notice.

WA1060



- Application: All Position Wheels for On/Off use.
- Mixed pattern, Suitable for mixed road surface and relatively poor road condition with sideslip resistance.
- Excellent crack & tear resistance, High speed, Long mileage.



M+S 16-24.5 INCH

Item No.	Sizes Description	Ply Rating	Tread Depth MM 1/32"	Standard Rim	Tubeless/ Tube	Rim position	Application				dB
A1060R15	7.00R16LT 118/114L	14	12.0 15.0	5.50	TT	All	On/Off	-	-	-	-
A1060R13	7.50R16LT 122/118L	14	13.0 16.4	6.50	TT	All	On/Off	E	E	B	73
A1060R14	8.25R16LT 128/124K	16	13.0 16.4	6.50	TT	All	On/Off	E	E	B	73
A1060R06	9.00R20 144/142K	16	15.5 19.6	7.00	TT	All	On/Off	D	C	B	73
A1060R07	10.00R20 149/146K	18	16.0 20.2	7.50	TT	All	On/Off	D	C	B	73
A1060R08	11.00R20 150/147K	18	16.0 20.2	8.00	TT	All	On/Off	D	C	B	73
A1060R09	12.00R20 156/153K	20	16.0 20.2	8.50	TT	All	On/Off	D	C	B	73
A1060R10	12.00R24 160/157K	20	15.0 20.2	8.50	TT	All	On/Off	D	C	B	73
A1060R01	11R22.5 148/145M	16	14.5 18.4	8.25	TL	All	On/Off	D	C	B	73
A1060R02	11R24.5 149/146M	16	14.5 18.4	8.25	TL	All	On/Off	D	C	B	73
A1060R11	295/80R22.5 152/149M	18	15.0 19.0	9.00	TL	All	On/Off	C	C	B	73
A1060R04	315/80R22.5 156/150M	20	15.0 19.0	9.00	TL	All	On/Off	C	C	B	73
A1060R03	12R22.5 152/149M	18	15.0 19.0	9.00	TL	All	On/Off	C	C	B	73
A1060R05	13R22.5 156/150L	20	15.0 19.0	9.75	TL	All	On/Off	C	C	B	73

* New Developing Sizes.The labelling information is subject to change without notice.

WA1062+



● Standard Wheel ● Permitted Wheel ● Prohibited Wheel

- Application: All Position Wheels for long mileage load series.
- New designed pattern, Suitable for well paved road condition with excellent durability.
- Standard load, Low heat build-up, High speed.



M+S 24 INCH

Item No.	Sizes Description	Ply Rating	Tread Depth MM 1/32"	Standard Rim	Tubeless/ Tube	Rim position	Application				
A1062R01+	12.00R24 160/157K	20	16.0 20.8	8.50	TT	All	On/Off	-	-	-	-



WA1066



● Standard Wheel ● Permitted Wheel ● Prohibited Wheel

- Application: All Position Wheels for On/Off use.
- Mixed pattern, Suitable for mixed road surface and relatively poor road condition with high loading capability.
- Excellent crack & tear resistance, Good anti-uneven wear character.



M+S 20 INCH

Item No.	Sizes Description	Ply Rating	Tread Depth MM 1/32"	Standard Rim	Tubeless/ Tube	Rim position	Application						
A1066R03	9.00R20 144/142K	16	15.5 19.6	7.00	TT	All	On/Off	-	-	-	-	-	-
A1066R04	10.00R20 149/146K	18	16.0 20.2	7.50	TT	All	On/Off	-	-	-	-	-	-
A1066R01	11.00R20 152/149K	18	16.0 20.2	8.00	TT	All	On/Off	-	-	-	-	-	-
A1066R02	12.00R20 156/153K	20	16.0 20.2	8.50	TT	All	On/Off	-	-	-	-	-	-



WA1068



● Standard Wheel ● Permitted Wheel ● Prohibited Wheel

- Application: All Position Wheels for long mileage load series.
- New designed pattern, Suitable for well paved road condition with excellent durability.
- Standard load, Low heat build-up, High speed.



M+S 24 INCH

Item No.	Sizes Description	Ply Rating	Tread Depth MM 1/32"	Standard Rim	Tubeless/ Tube	Rim position	Application					dB
A1068R01	12.00R24 160/157K	20	16.0 20.2	8.50	TT	All	On/Off	E	C	B		73



WA1088



● Standard Wheel ● Permitted Wheel ● Prohibited Wheel

- Application: Steer Wheel for long distance, also can be used as All Position pattern.
- New designed pattern, Suitable for well paved road condition with high speed level and excellent durability.
- Heavy loading capacity, Low heat build-up, High speed and Low noise.



M+S 20 INCH

Item No.	Sizes Description	Ply Rating	Tread Depth MM 1/32"	Standard Rim	Tubeless/ Tube	Rim position	Application				
A1088R01	11.00R20 152/149K	18	16.5 20.8	8.00	TT	All	Highway	-	-	-	-



WD2000



● Standard Wheel ● Permitted Wheel ● Prohibited Wheel

- Application: Drive Wheel for medium mileage loading series.
- Close Shoulder designs, the block pattern offer excellent drive force and good braking performance on paved road condition.
- Excellent load capability, Longer mileage, Super Durability.



M+S 22.5-24.5 INCH

Item No.	Sizes Description	Ply Rating	Tread Depth MM 1/32"	Standard Rim	Tubeless/ Tube	Rim position	Application				
D2000R02	11R22.5 148/145M	16	20.0 25.2	8.25	TL	Drive	Highway	-	-	-	-
D2000R06	295/75R22.5 146/143K	16	20.0 25.2	9.00	TL	Drive	Highway	-	-	-	-
D2000R04	11R24.5 149/146K	16	20.0 25.2	8.25	TL	Drive	Highway	-	-	-	-
D2000R08	285/75R24.5 147/144L	16	20.0 25.2	8.25	TL	Drive	Highway	-	-	-	-



WD2020



● Standard Wheel ● Permitted Wheel ● Prohibited Wheel

- Application: Drive Wheel for medium mileage load series.
- Open Shoulder designs, the block pattern offer excellent drive force and anti-peeling performance on paved and unpaved roads.
- Excellent load capability, Longer mileage, Super Durability.



M+S 17.5-24.5 INCH

Item No.	Sizes Description	Ply Rating	Tread Depth MM 1/32"	Standard Rim	Tubeless/ Tube	Rim position	Application				dB
D2020R26	*8.5R17.5 121/120L	16	15.0 19.0	6.00	TL	Drive	Highway	-	-	-	-
D2020R27	9.5R17.5 131/129L	16	15.0 19.0	6.75	TL	Drive	Highway	-	-	-	-
D2020R02	215/75R17.5 127/124M	16	15.0 19.0	6.00	TL	Drive	Highway	E	C	B	75
D2020R03	*225/75R17.5 129/127M	16	15.0 19.0	6.75	TL	Drive	Highway	-	-	-	-
D2020R04	235/75R17.5 132/130M	16	15.5 19.6	6.75	TL	Drive	Highway	E	C	B	75
D2020R28	235/75R17.5 143/141J	18	15.5 19.6	6.75	TL	Drive	Highway	E	C	B	75
D2020R05	*245/70R17.5 136/134M	16	15.5 19.6	7.50	TL	Drive	Highway	-	-	-	-
D2020R06	225/70R19.5 128/126M	14	15.5 19.6	6.75	TL	Drive	Highway	E	C	B	75
D2020R07	245/70R19.5 136/134M	16	15.5 19.6	7.50	TL	Drive	Highway	E	C	B	75
D2020R08	265/70R19.5 140/138M	16	15.5 19.6	7.50	TL	Drive	Highway	E	C	B	75
D2020R29	265/70R19.5 143/141J	18	15.5 19.6	7.50	TL	Drive	Highway	E	C	B	75
D2020T09	285/70R19.5 146/144M	16	16.0 20.0	8.25	TL	Drive	Highway	E	C	B	75
D2020R12	11R22.5 148/145M	16	20.0 25.2	8.25	TL	Drive	Highway	E	C	B	75
D2020R14	*295/75R22.5 146/143K	16	20.0 25.2	9.00	TL	Drive	Highway	E	C	B	75
D2020R22	11R24.5 149/146K	16	20.0 25.2	8.25	TL	Drive	Highway	E	B	B	75
D2020R23	*285/75R24.5 147/144L	16	20.0 25.2	8.25	TL	Drive	Highway	-	-	-	-
D2020R10	275/70R22.5 148/145M	16	18.0 22.8	8.25	TL	Drive	Highway	E	C	B	75
D2020R15	295/80R22.5 152/149M	18	20.0 25.2	9.00	TL	Drive	Highway	E	B	B	75
D2020R17	315/70R22.5 154/150M	20	20.0 25.2	9.00	TL	Drive	Highway	E	B	B	75
D2020R18	315/80R22.5 156/150M	20	20.0 25.2	9.00	TL	Drive	Highway	E	B	B	75
D2020R16	12R22.5 152/149K	18	20.0 25.2	9.00	TL	Drive	Highway	E	C	B	75
D2020R20	10.00R20 149/146K	18	20.0 25.2	7.50	TT	Drive	Highway	E	B	B	75

* New Developing Sizes. The labelling information is subject to change without notice.

WD2040



● Standard Wheel ● Permitted Wheel ● Prohibited Wheel

- Application: Drive Wheel for short distance on/off road use.
- Suitable for low or middle speed ride on/off road condition, with powerful grip and high loading ability.
- Longer Mileage, Strong Structure, Good anti-wear performance.



M+S 22.5-24.5 INCH

Item No.	Sizes Description	Ply Rating	Tread Depth MM 1/32"	Standard Rim	Tubeless/ Tube	Rim position	Application				
D2040R01	10.00R20 149/146K	18	20.0 25.2	7.50	TT	Drive	On/Off	-	-	-	-



WD2048




● Standard Wheel ● Permitted Wheel ● Prohibited Wheel

- Application: Drive Wheel for short distance on/off road use.
- Suitable for low or middle speed ride on/off road condition, with powerful grip and high loading ability.
- Longer Mileage, Strong Structure, Good anti-wear performance.



M+S 22.5 INCH

Item No.	Sizes Description	Ply Rating	Tread Depth MM 1/32"	Standard Rim	Tubeless/ Tube	Rim position	Application				dB
D2048R02	315/80R22.5 156/150K	20	18.0 22.8	9.00	TL	Drive	On/Off	-	-	-	-
D2048R01	12R22.5 152/149K	18	20.0 25.2	9.00	TL	Drive	On/Off	-	-	-	-



WD2060







● Standard Wheel ● Permitted Wheel ● Prohibited Wheel

- Application: Drive Wheel for On/Off Road use.
- Suitable for mix road use and relatively poor road condition with excellent traction character.
- Excellent load capability, Longer mileage, Good anti-wearing.



M+S 22.5-24.5 INCH

Item No.	Sizes Description		Ply Rating	Tread Depth MM 1/32"		Standard Rim	Tubeless/ Tube	Rim position	Application				
D2060R01	11R22.5	148/145M	16	20.0	25.2	6.00	TL	Drive	On/Off	D	C	A	73
D2060R06	11R24.5	149/146K	16	20.0	25.2	6.75	TL	Drive	On/Off	D	C	A	73
D2060R02	295/80R22.5	152/149L	18	20.0	25.2	6.00	TL	Drive	On/Off	D	B	A	73
D2060R04	315/80R22.5	156/150K	20	20.0	25.2	6.75	TL	Drive	On/Off	D	B	A	73
D2060R03	12R22.5	152/149K	18	20.0	25.2	6.75	TL	Drive	On/Off	D	B	A	73
D2060R05	13R22.5	156/150K	20	20.0	25.2	7.50	TL	Drive	On/Off	D	B	A	73



WD2062



● Standard Wheel ● Permitted Wheel ● Prohibited Wheel

- Application: Drive Wheel for medium mileage load series.
- Open Sahoulder designs, the block pattern offer excellent drive force and anti-peeling performance on paved and unpaved roads.
- Excellent load capability, Longer mileage, Super Durability.



M+S 16-20 INCH

Item No.	Sizes Description	Ply Rating	Tread Depth MM 1/32"	Standard Rim	Tubeless/ Tube	Rim position	Application					dB
D2062R07	7.00R16LT 118/114K	14	14.5 18.4	5.50	TT	Drive	On/Off	-	-	-	-	-
D2062R05	7.50R16LT 122/118K	14	14.5 18.4	6.50	TT	Drive	On/Off	-	-	-	-	-
D2062R06	8.25R16LT 128/124K	16	14.5 18.4	6.50	TT	Drive	On/Off	-	-	-	-	-
D2062R01	9.00R20 144/142K	16	18.0 22.8	7.00	TT	Drive	On/Off	-	-	-	-	-
D2062R02	10.00R20 149/146K	18	18.0 22.8	7.50	TT	Drive	On/Off	-	-	-	-	-



WD2062+



● Standard Wheel ● Permitted Wheel ● Prohibited Wheel

- Application: Drive Wheel for medium mileage load series.
- Open Shoulder designs, the block pattern offer excellent drive force and anti-peeling performance on paved and unpaved roads.
- Excellent load capability, Longer mileage, Super Durability.



M+S 20 INCH

Item No.	Sizes Description	Ply Rating	Tread Depth MM 1/32"	Standard Rim	Tubeless/ Tube	Rim position	Application					dB
D2062R03+	11.00R20 152/149K	18	18.5 23.4	8.00	TT	Drive	On/Off	-	-	-	-	-
D2060R04+	12.00R20 156/153K	20	19.5 24.6	8.50	TT	Drive	On/Off	-	-	-	-	-



WD2066



● Standard Wheel ● Permitted Wheel ● Prohibited Wheel

- Application: Drive Wheel for short distance on/off road use.
- Suitable for low or middle speed ride on/off road condition, with powerful grip and high loading ability.
- Longer Mileage, Strong Structure, Good anti-wear performance.



M+S 20 INCH

Item No.	Sizes Description	Ply Rating	Tread Depth MM 1/32"	Standard Rim	Tubeless/ Tube	Rim position	Application					dB
D2066R01	11.00R20 152/149J	18	18.5 23.4	8.00	TT	Drive	On/Off	-	-	-	-	-
D2066R02	12.00R20 156/153J	20	19.5 24.6	8.50	TT	Drive	On/Off	-	-	-	-	-



WD2068



● Standard Wheel ● Permitted Wheel ● Prohibited Wheel

- Application: Drive Wheel for short distance on/off road use.
- Suitable for low or middle speed ride on/off road condition, with powerful grip and high loading ability.
- Longer Mileage, Strong Structure, Good anti-wear performance.



M+S 24 INCH

Item No.	Sizes Description	Ply Rating	Tread Depth MM 1/32"	Standard Rim	Tubeless/ Tube	Rim position	Application				
D2068R01	12.00R24 160/157K	20	16.0 20.8	8.50	TT	Drive	On/Off	-	-	-	-



WD2080



● Standard Wheel ● Permitted Wheel ● Prohibited Wheel

- Application: Drive Wheel for medium mileage load series.
- Open Shoulder designs, the block pattern offer excellent drive force and anti-peeling performance on paved and unpaved roads.
- Excellent load capability, Longer mileage, Super Durability.



M+S 20 INCH

Item No.	Sizes Description	Ply Rating	Tread Depth MM 1/32"	Standard Rim	Tubeless/ Tube	Rim position	Application				dB
D2080R01	9.00R20 144/142G	16	20.0 25.2	7.0	TT	Drive	On/Off	-	-	-	-
D2080R02	10.00R20 149/146G	18	20.0 25.2	7.5	TT	Drive	On/Off	-	-	-	-
D2080R03	11.00R20 152/149G	18	21.0 26.5	8.0	TT	Drive	On/Off	-	-	-	-
D2080R04	12.00R20 156/153G	20	21.0 26.5	8.5	TT	Drive	On/Off	-	-	-	-



WD2088



● Standard Wheel ● Permitted Wheel ● Prohibited Wheel

- Application: Drive Wheel for short distance on/off road use.
- Suitable for low or middle speed ride on/off road condition, with powerful grip and high loading ability.
- Longer Mileage, Strong Structure, Good anti-wear performance.



M+S 20-24.5 INCH

Item No.	Sizes Description	Ply Rating	Tread Depth MM 1/32"	Standard Rim	Tubeless/ Tube	Rim position	Application				
D2088R01	11.00R20 152/149G	18	21.0 26.4	8.00	TT	Drive	Off	-	-	-	-
D2088R02	12.00R20 156/153G	20	22.0 27.8	8.50	TT	Drive	Off	-	-	-	-
D2088R03	12.00R24 160/157K	20	22.0 27.8	8.50	TT	Drive	Off	-	-	-	-
D2088R04	11R22.5 146/143K	16	22.0 27.8	8.25	TL	Drive	Off	-	-	-	-
D2088R05	*11R24.5 149/146G	16	22.0 27.8	8.25	TL	Drive	Off	-	-	-	-
D2088R06	295/80R22.5 152/149K	18	22.0 27.8	9.00	TL	Drive	Off	-	-	-	-
D2088R07	*315/80R22.5 156/150K	20	22.0 27.8	9.00	TL	Drive	Off	-	-	-	-
D2088R08	12R22.5 152/149K	18	22.0 27.8	9.00	TL	Drive	Off	-	-	-	-
D2088R09	13R22.5 156/150K	20	22.0 27.8	9.75	TL	Drive	Off	-	-	-	-

* New Developing Sizes. The labelling information is subject to change without notice.

WD3080



● Standard Wheel ● Permitted Wheel ● Prohibited Wheel

- Application: Drive Wheel for medium mileage load series.
- Open Shoulder designs, the block pattern offer excellent drive force and anti-peeling performance on paved and unpaved roads.
- Excellent load capability, Longer mileage, Super Durability.



M+S 17.5-22.5 INCH

Item No.	Sizes Description	Ply Rating	Tread Depth MM 1/32"	Standard Rim	Tubeless/ Tube	Rim position	Application				dB
D3080R01	*215/75R17.5 128/126M	16	15.0 19.0	6.00	TL	Drive	Highway	-	-	-	-
D3080R02	*225/75R17.5 129/127M	16	15.5 19.6	6.75	TL	Drive	Highway	-	-	-	-
D3080R03	*235/75R17.5 132/130M	16	15.5 19.6	6.75	TL	Drive	Highway	-	-	-	-
D3080R04	*245/70R17.5 136/134M	16	15.5 19.6	7.50	TL	Drive	Highway	-	-	-	-
D3080R05	*245/70R19.5 136/134M	16	15.5 19.6	7.50	TL	Drive	Highway	-	-	-	-
D3080R06	*265/70R19.5 140/138M	16	15.5 19.6	7.50	TL	Drive	Highway	-	-	-	-
D3080R07	*285/70R19.5 146/144M	16	16.0 20.2	8.25	TL	Drive	Highway	-	-	-	-
D3080R08	*305/70R19.5 148/145M	16	18.0 22.8	9.00	TL	Drive	Highway	-	-	-	-
D3080R09	*11R22.5 148/145M	16	20.0 25.2	8.25	TL	Drive	Highway	-	-	-	-
D3080R10	12R22.5 152/149M	18	20.0 25.2	9.00	TL	Drive	Highway	-	-	-	-
D3080R11	295/60R22.5 150/147M	18	20.0 25.2	9.00	TL	Drive	Highway	D	C	B	74
D3080R12	295/80R22.5 152/149M	18	20.0 25.2	9.00	TL	Drive	Highway	-	-	-	-
D3080R13	315/80R22.5 157/154M	20	20.0 25.2	9.00	TL	Drive	Highway	D	C	B	74
D3080R14	*315/70R22.5 154/150M	20	20.0 25.2	9.00	TL	Drive	Highway	D	C	A	73
D3080R15	*315/60R22.5 156/150L	20	20.0 25.2	9.00	TL	Drive	Higheay	D	C	B	73

* New Developing Sizes.The labelling information is subje to change without notice.

WD3082



● Standard Wheel ● Permitted Wheel ⊗ Prohibited Wheel

- Application: Drive Wheel for medium mileage load series.
- Open Shoulder designs, the block pattern offer excellent drive force and anti-peeling performance on paved and unpaved roads.
- Excellent load capability, Longer mileage, Super Durability.



M+S 20-24.5 INCH

Item No.	Sizes Description	Ply Rating	Tread Depth MM 1/32"	Standard Rim	Tubeless/ Tube	Rim position	Application				dB
D3082R01	315/80R22.5 157/154M	20	22.0 27.8	9.00	TL	Drive	Highway	E	C	B	75



WT3000



● Standard Wheel ● Permitted Wheel ● Prohibited Wheel

- Application: Trailer Wheel for regional use.
- Suitable for high and medium speed on good road surface with excellent anti- skid-side character and drainage performance.
- Excellent loading capacity, Low rolling resistance, Low noise.



M+S 17.5-22.5 INCH

Item No.	Sizes Description	Ply Rating	Tread Depth MM 1/32"	Standard Rim	Tubeless/ Tube	Rim position	Application				
T3000R01	215/75R17.5 135/133J	18	12.0 15.0	6.00	TL	Trailer	Highway	E	C	B	73
T3000R02	235/75R17.5 143/141J	18	12.5 15.8	6.75	TL	Trailer	Highway	E	C	B	73
T3000R03	225/70R19.5 128/126M	14	12.5 15.8	6.75	TL	Trailer	Highway	E	C	B	73
T3000R04	245/70R19.5 136/134M	16	12.5 15.8	7.50	TL	Trailer	Highway	E	C	B	73
T3000R05	265/70R19.5 143/141J	18	12.5 15.8	7.50	TL	Trailer	Highway	E	C	B	73
T3000R06	285/70R19.5 150/148J	18	13.0 16.0	8.25	TL	Trailer	Highway	E	C	B	73
T3000R07	275/70R22.5 148/145M	16	14.5 18.4	8.25	TL	Trailer	Highway	E	C	B	73
T3000R08	385/55R22.5 160L	20	15.5 19.6	12.25	TL	Trailer	Highway	C	C	B	73
T3000R09	385/65R22.5 160L	20	15.5 19.6	11.75	TL	Trailer	Highway	C	C	B	73
T3000R10	*425/65R22.5 165K	20	15.5 19.6	13.00	TL	Trailer	Highway	-	-	-	-
T3000R11	445/65R22.5 169K	20	16.0 20.2	13.00	TL	Trailer	Highway	C	C	B	73

* New Developing Sizes. The labelling information is subject to change without notice.

WT3020



● Standard Wheel ● Permitted Wheel ● Prohibited Wheel

- Application: Trailer Wheel for regional use.
- Suitable for high speed on paved road surface with excellent anti-skid-side character and durability performance.
- Excellent loading capacity, Low rolling resistance, Low noise.



M+S 22.5 INCH

Item No.	Sizes Description	Ply Rating	Tread Depth MM 1/32"	Standard Rim	Tubeless/ Tube	Rim position	Application				dB
T3020R01	385/65R22.5 160L	20	15.5 19.6	11.75	TL	Trailer	Highway	-	-	-	-
T3020R02	*425/65R22.5 165K	20	15.5 19.6	13.00	TL	Trailer	Highway	-	-	-	-

* New Developing Sizes. The labelling information is subject to change without notice.



WT3030



● Standard Wheel ● Permitted Wheel ● Prohibited Wheel

- Application: Drive Wheel for On/Off Road use.
- Suitable for mix road use and relatively poor road condition with excellent traction character.
- Excellent load capability, Longer mileage, Good antiwearing.



M+S 22.5 INCH

Item No.	Sizes Description	Ply Rating	Tread Depth MM 1/32"	Standard Rim	Tubeless/ Tube	Rim position	Application				dB
T3030R01	*385/55R22.5 160L	20	16.0 20.2	12.25	TL	All	On/Off	C	C	B	73
T3030R02	385/65R22.5 160L	20	16.0 20.2	11.75	TL	All	On/Off	C	B	B	73
T3030R03	*425/65R22.5 165K	20	16.0 20.2	13.00	TL	All	On/Off	-	-	-	-
T3030R04	445/65R22.5 169K	20	16.0 20.2	13.00	TL	All	On/Off	C	B	B	74

* New Developing Sizes. The labelling information is subject to change without notice.



WT5000



● Standard Wheel ● Permitted Wheel ● Prohibited Wheel

- Application: Trailer Wheel for regional use.
- Suitable for high speed on paved road surface with excellent anti-skid-side character and durability performance.
- Excellent loading capacity, Low rolling resistance, Low noise.



M+S 22.5 INCH

Item No.	Sizes Description	Ply Rating	Tread Depth MM 1/32"	Standard Rim	Tubeless/ Tube	Rim position	Application				
T5000R01	*385/65R22.5 164K	24	15.0 18.9	11.75	TL	Trailer	Highway	-	-	-	-

* New Developing Sizes. The labelling information is subject to change without notice.



WT5050



● Standard Wheel ● Permitted Wheel ● Prohibited Wheel

- Application: Drive Wheel for On/Off Road use.
- Suitable for mix road use and relatively poor road condition with excellent traction character.
- Excellent load capability, Longer mileage, Good antiwearing.



M+S 22.5 INCH

Item No.	Sizes Description	Ply Rating	Tread Depth MM 1/32"	Standard Rim	Tubeless/ Tube	Rim position	Application				
T5050R01	*385/65R22.5 164K	24	17.0 21.4	11.75	TL	All	On/Off	-	-	-	-

* New Developing Sizes. The labelling information is subject to change without notice.



ECE R117

	RDW <small>Rijksdienst voor Ondernemend Nederland</small>	Appraisal number: EA 1704-07845-8265-9282	Examination number: 00
			
			
			
COMMUNICATION			
Concerning:			
- report of planned - inspection requested - inspection performed - prohibition/extension/discontinuation			
of a type of vehicle registered in vehicle sound emissions level and/or 'adhesion performance on wet surface' and/or 'adhesion performance on Regulation number 117'			
Appraisal number: EA 1704-07845-8265-9282		Examination number: 00	
1. Manufacturer's name and abbreviation:	MANAGING HAZARDA TIRE Co., Ltd. 1-1st Road, 1st Van Nuys Road North, Truckee Industrial, New Hampshire city, New Hampshire Province, F.A. 03445		
2. If applicable, name and address of manufacturer's representative:	not applicable		
3. Type, class and category of use of type of tyre:	Class C1-Class C3 intermediate-pressure		
4. Trade name and/or model designation of the type of tyre:	HINDFORCE, LANGVATOR, ARLOS, W10126		
5. Technical service and vehicle category, use information approved by the government of approval and/or certification of conformity body:	TTY NORD NEMBERS GMBH & CO. KG 1704-07845-8265-9282 Hindforforce and Hindfor Model Adhesive 7, D-10787 Essen		
 R.F. Clement			
6. Performance appraisal			
second level of inspection in stage 22777, not sufficient level, adding maximum level of compliance 23 2277			
7. Second level of the representative test on per page 1.6 of the test report of the appraisal in Annex 3.7.7. (allow a reference level of 'Table 1.6.7.7')			
8. Was sufficient level of the representative test, in per page 1.7.7 of the test report in the appraisal in Annex 3.7.7. (allowing for vehicle or vehicle model?)			
9. Adding maximum level of compliance in per page 1.6 of the test report in the appraisal in Annex 3.7.7. (allowing for vehicle or vehicle model?)			
10. Number of report issued by that service: C5117-AS-2015-12887			
11. Date of report issued by that service: September 14, 2015			
12. Reason(s) of extension of (applicable) App. number(s):			
not applicable			
13. Place: Essen			
14. Date: 10-SEP-2015			
15. Signature:			
16. Attached to this communication are:			
16.1 A list of documents in the appraisal file attached. In the Administration service having attached the appraisal and which shall be checked upon request.			
16.2 A list of documents in the appraisal file attached. In the Administration service having attached the appraisal and which shall be checked upon request.			
16.3 A list of documents in the appraisal file attached. In the Administration service having attached the appraisal and which shall be checked upon request.			
16.4 A list of documents in the appraisal file attached. In the Administration service having attached the appraisal and which shall be checked upon request.			
16.5 A list of documents in the appraisal file attached. In the Administration service having attached the appraisal and which shall be checked upon request.			
16.6 A list of documents in the appraisal file attached. In the Administration service having attached the appraisal and which shall be checked upon request.			
16.7 A list of documents in the appraisal file attached. In the Administration service having attached the appraisal and which shall be checked upon request.			
16.8 A list of documents in the appraisal file attached. In the Administration service having attached the appraisal and which shall be checked upon request.			
16.9 A list of documents in the appraisal file attached. In the Administration service having attached the appraisal and which shall be checked upon request.			
16.10 A list of documents in the appraisal file attached. In the Administration service having attached the appraisal and which shall be checked upon request.			
16.11 A list of documents in the appraisal file attached. In the Administration service having attached the appraisal and which shall be checked upon request.			
16.12 A list of documents in the appraisal file attached. In the Administration service having attached the appraisal and which shall be checked upon request.			
16.13 A list of documents in the appraisal file attached. In the Administration service having attached the appraisal and which shall be checked upon request.			
16.14 A list of documents in the appraisal file attached. In the Administration service having attached the appraisal and which shall be checked upon request.			
16.15 A list of documents in the appraisal file attached. In the Administration service having attached the appraisal and which shall be checked upon request.			
16.16 A list of documents in the appraisal file attached. In the Administration service having attached the appraisal and which shall be checked upon request.			
16.17 A list of documents in the appraisal file attached. In the Administration service having attached the appraisal and which shall be checked upon request.			
16.18 A list of documents in the appraisal file attached. In the Administration service having attached the appraisal and which shall be checked upon request.			
16.19 A list of documents in the appraisal file attached. In the Administration service having attached the appraisal and which shall be checked upon request.			
16.20 A list of documents in the appraisal file attached. In the Administration service having attached the appraisal and which shall be checked upon request.			
16.21 A list of documents in the appraisal file attached. In the Administration service having attached the appraisal and which shall be checked upon request.			
16.22 A list of documents in the appraisal file attached. In the Administration service having attached the appraisal and which shall be checked upon request.			
16.23 A list of documents in the appraisal file attached. In the Administration service having attached the appraisal and which shall be checked upon request.			
16.24 A list of documents in the appraisal file attached. In the Administration service having attached the appraisal and which shall be checked upon request.			
16.25 A list of documents in the appraisal file attached. In the Administration service having attached the appraisal and which shall be checked upon request.			
16.26 A list of documents in the appraisal file attached. In the Administration service having attached the appraisal and which shall be checked upon request.			
16.27 A list of documents in the appraisal file attached. In the Administration service having attached the appraisal and which shall be checked upon request.			
16.28 A list of documents in the appraisal file attached. In the Administration service having attached the appraisal and which shall be checked upon request.			
16.29 A list of documents in the appraisal file attached. In the Administration service having attached the appraisal and which shall be checked upon request.			
16.30 A list of documents in the appraisal file attached. In the Administration service having attached the appraisal and which shall be checked upon request.			
16.31 A list of documents in the appraisal file attached. In the Administration service having attached the appraisal and which shall be checked upon request.			
16.32 A list of documents in the appraisal file attached. In the Administration service having attached the appraisal and which shall be checked upon request.			
16.33 A list of documents in the appraisal file attached. In the Administration service having attached the appraisal and which shall be checked upon request.			
16.34 A list of documents in the appraisal file attached. In the Administration service having attached the appraisal and which shall be checked upon request.			
16.35 A list of documents in the appraisal file attached. In the Administration service having attached the appraisal and which shall be checked upon request.			
16.36 A list of documents in the appraisal file attached. In the Administration service having attached the appraisal and which shall be checked upon request.			
16.37 A list of documents in the appraisal file attached. In the Administration service having attached the appraisal and which shall be checked upon request.			
16.38 A list of documents in the appraisal file attached. In the Administration service having attached the appraisal and which shall be checked upon request.			
16.39 A list of documents in the appraisal file attached. In the Administration service having attached the appraisal and which shall be checked upon request.			
16.40 A list of documents in the appraisal file attached. In the Administration service having attached the appraisal and which shall be checked upon request.			
16.41 A list of documents in the appraisal file attached. In the Administration service having attached the appraisal and which shall be checked upon request.			
16.42 A list of documents in the appraisal file attached. In the Administration service having attached the appraisal and which shall be checked upon request.			
16.43 A list of documents in the appraisal file attached. In the Administration service having attached the appraisal and which shall be checked upon request.			
16.44 A list of documents in the appraisal file attached. In the Administration service having attached the appraisal and which shall be checked upon request.			
16.45 A list of documents in the appraisal file attached. In the Administration service having attached the appraisal and which shall be checked upon request.			
16.46 A list of documents in the appraisal file attached. In the Administration service having attached the appraisal and which shall be checked upon request.			
16.47 A list of documents in the appraisal file attached. In the Administration service having attached the appraisal and which shall be checked upon request.			
16.			

GCC

[illegible]



***ENJOY YOUR TRIPS WITH
WINDFORCE TYRES***